

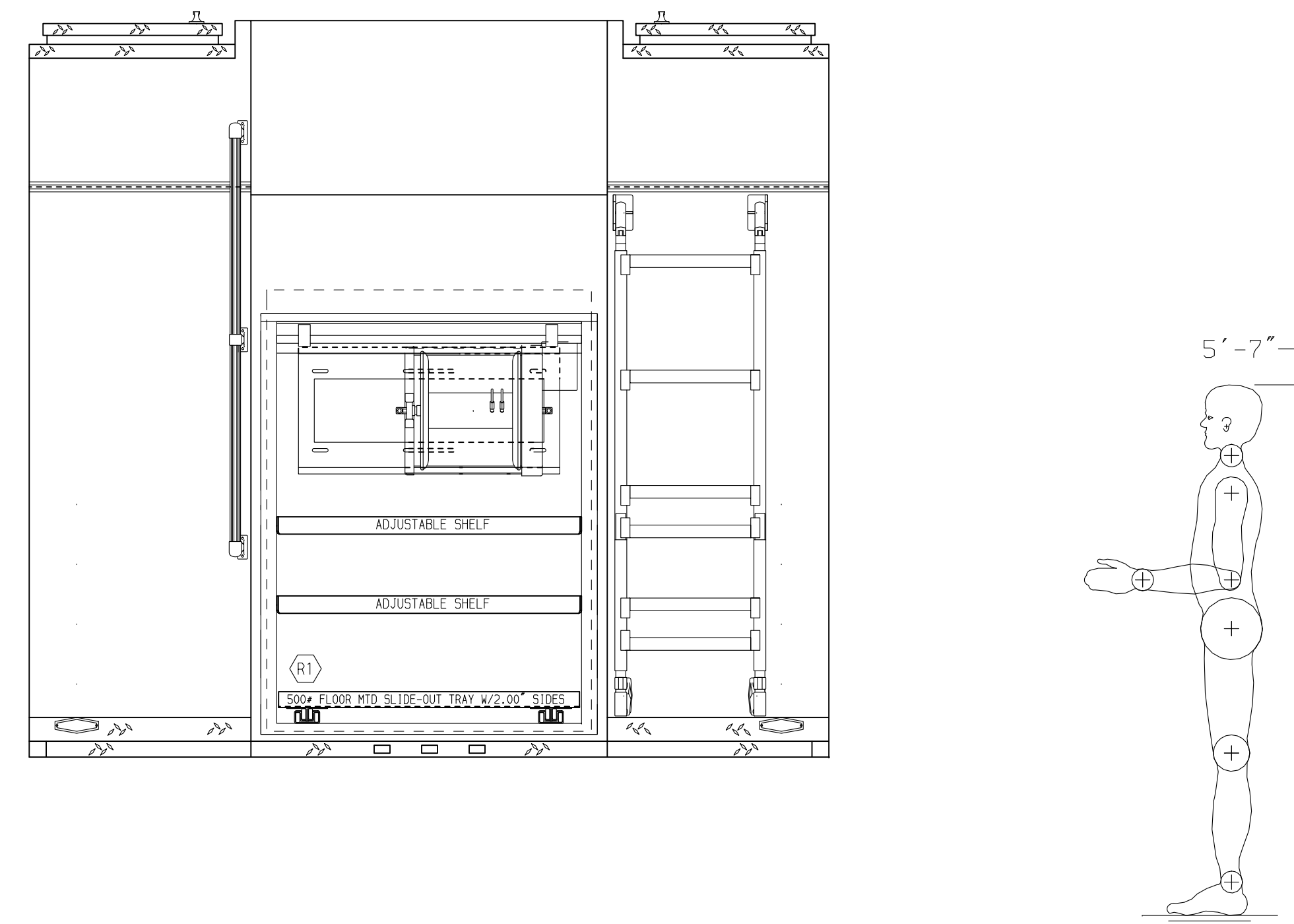
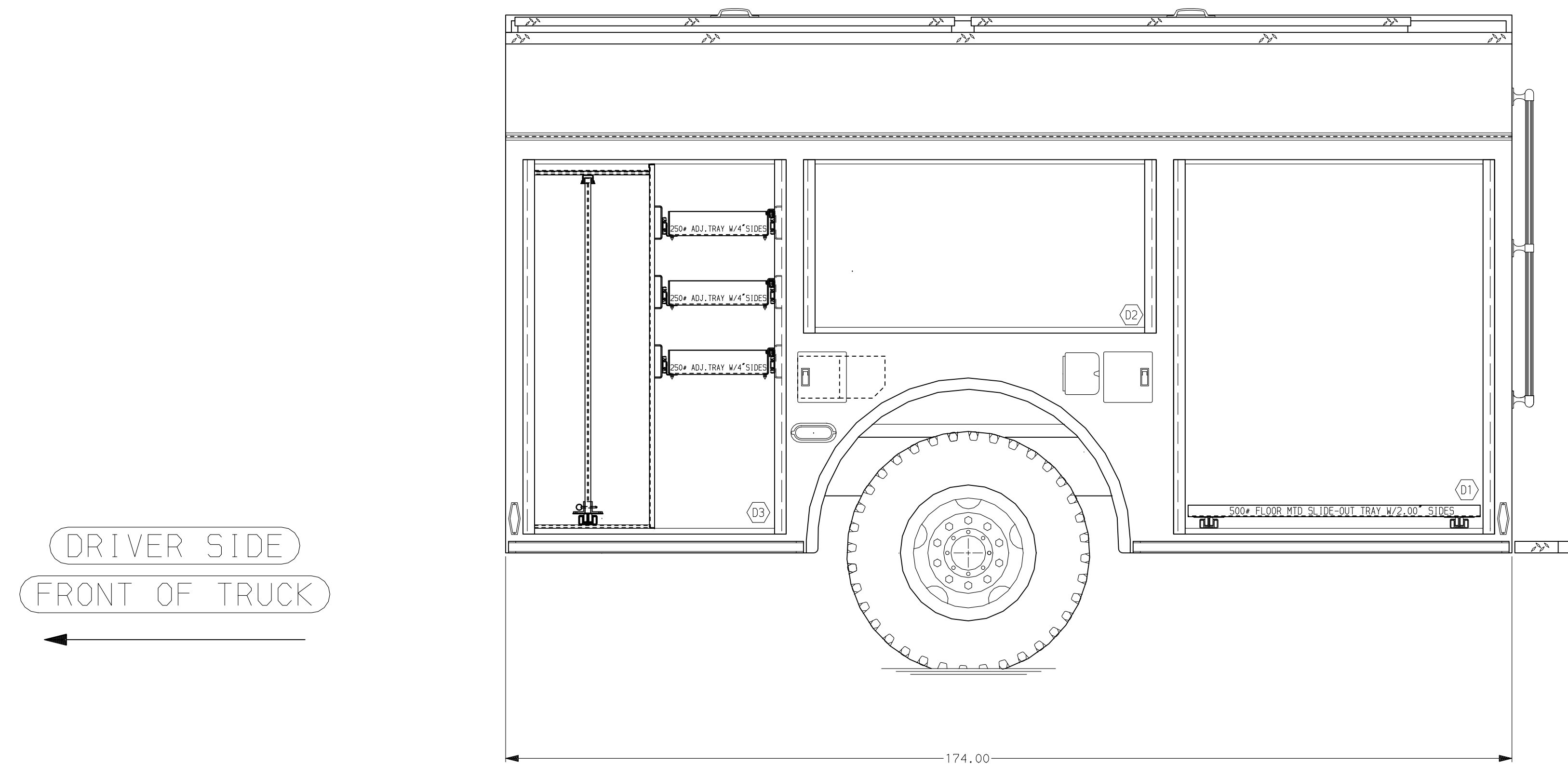
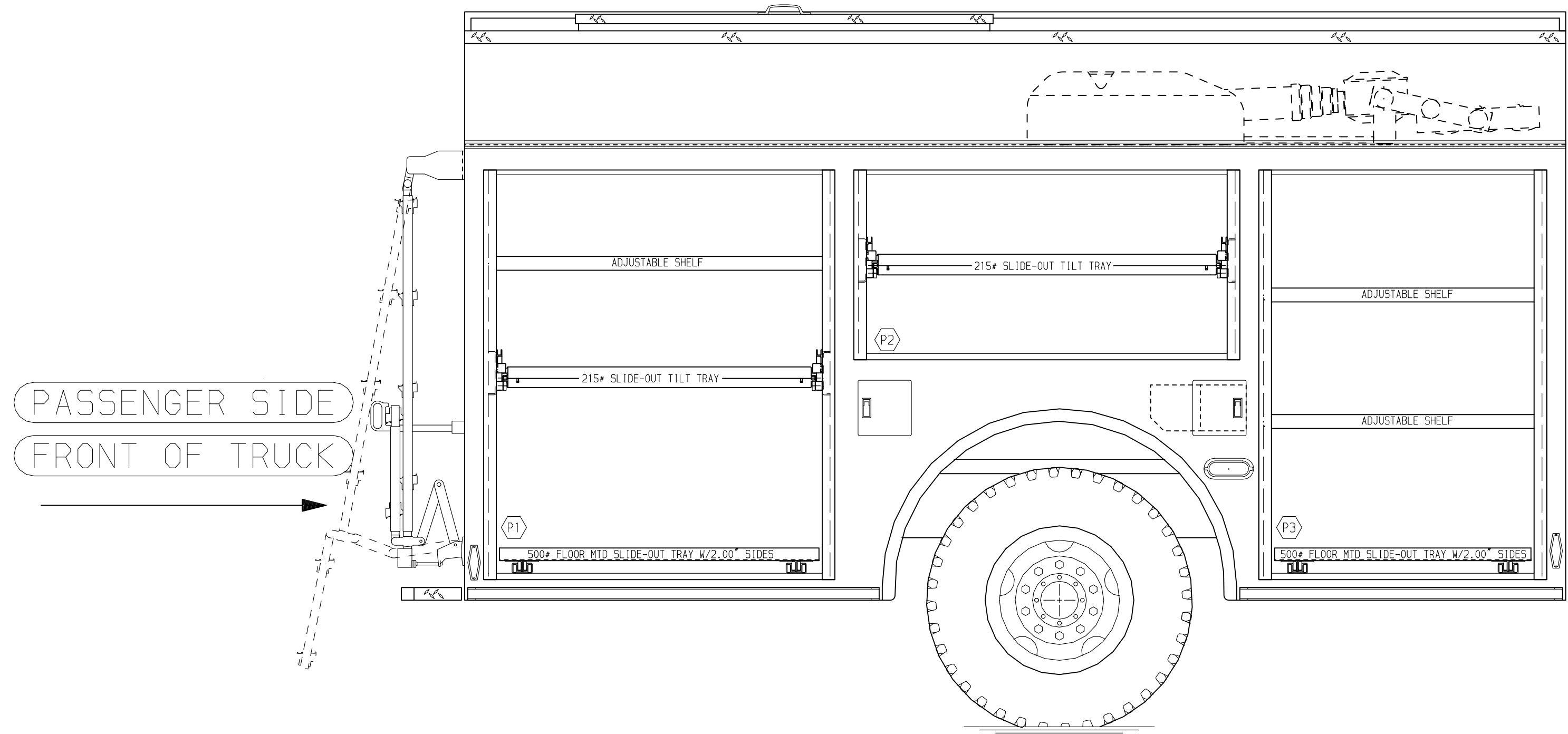
ALUMINUM BODY

NOTE
DIMENSIONS SHOWN ARE APPROXIMATE AND ARE SUBJECT TO MINOR DEVIATIONS AS MAY OCCUR OR BE NECESSARY IN CONSTRUCTION. MINOR DETAILS NOT SHOWN.

1. MOUNTING BASES FOR ANTENNAS LOCATED PER SHOP ORDER
2. VEHICLE DATA RECORDER
3. BATTERY CHARGER LOCATED IN COMPARTMENT D3
4. THREE POLY TOOL BOXES 22" X 12" X 10" LOCATED ?
5. 5/STL PROTECTIVE GUARD FOR ROLL-UP DOOR LOCATED R1
6. ONE FLOOR MOUNTED SLIDE-OUT TRAY IN COMPARTMENTS D1, P1, P3, AND R1
7. THREE ADJUSTABLE SLIDE-OUT TRAYS IN COMPARTMENT D3
8. ONE ADJUSTABLE TILTING SLIDE-OUT TRAY IN COMPARTMENTS P1 AND P2
9. ONE ADJUSTABLE SLIDE-OUT TOOL BOARD IN COMPARTMENT D3
10. BOLT-IN PARTITION BETWEEN COMPARTMENTS D1-R1 AND P1-R1
11. ONE VERTICAL PARTITION IN COMPARTMENT D3
12. COMPARTMENT VENTILATION SYSTEM WITH TIMER
13. ONE ADJUSTABLE SHELF IN COMPARTMENTS P1, TWO IN P3 AND R1
14. L.E.D. PERIMETER SCENE LIGHTS LOCATED PER SHOP ORDER
15. CIRCUIT BREAKER PANEL IN COMPARTMENT D3
16. TWO AKRON ELECTRIC REWIND CORD REELS LOCATED ? EACH WITH 200' OF 10/3 CABLE AND ALUMINUM JUNCTION BOX HOLDER
17. SUB-FEED CIRCUIT BREAKER PANEL IN COMPARTMENT D3
18. (1) WHELEN 600 SERIES HALOGEN OPT-SCENE LIGHT WITH GUARD LOCATED AT FRONT OF HOSEBED
19. (2) FOUR PLACE RECEPTACLES LOCATED IN COMPARTMENTS ?
20. (2) DUPLEX RECEPTACLES LOCATED IN THE CAB
21. (1) 30AMP 240V RECEPTACLE LOCATED IN COMPARTMENT R1 PER SHOP ORDER
22. WILL-BURT NIGHT SCAN PROFILER NS 3.0-4500 WITH OPTIMUM LIGHTS MOUNTED IN HATCH COMPARTMENT
23. ONE AKRON ELECTRIC REWIND HYDRAULIC REEL LOCATED IN COMPARTMENT R1 WITH 100' OF .25" DUAL HOSE

CUSTOMER APPROVAL			
APPROVED BY:		CHASSIS DATA	TITLE
DATE:		MAKE	FOR
		PIERCE	
		MODEL	DWG NO.
REV	DATE	BY	CH
			VEL6020

		JOB NO.	23250
		SCALE	DATE
Pierce MANUFACTURING INC.		DRAWN BY	SBU 04FEB10
2000-D-1030 1000 GAL WATER W/30 GAL FOAM, 174" HDRP FULL HGT & DPTH, LDDRS THRU DS BODY		CHECKED BY	BZI 09FEB10
LEROY FIRE DISTRICT LEROY, NY		SHEET SIZE	SHEET NO.
DWG NO. 23250AD-SH1		D	1 OF 1



NOTE
DIMENSIONS SHOWN ARE APPROXIMATE AND ARE SUBJECT TO MINOR DEVIATIONS AS MAY OCCUR OR BE NECESSARY IN CONSTRUCTION.
MINOR DETAILS NOT SHOWN.

1. MOUNTING BASES FOR ANTENNAS LOCATED PER SHOP ORDER
2. VEHICLE DATA RECORDER
3. BATTERY CHARGER LOCATED IN COMPARTMENT D3
4. THREE POLY TOOL BOXES 22" X 12" X 10" LOCATED 2
5. 5/8" STL PROTECTIVE GUARD FOR ROLL-UP DOOR LOCATED R1
6. ONE FLOOR MOUNTED SLIDE-OUT TRAY IN COMPARTMENTS D1, P1, P3, AND R1
7. THREE ADJUSTABLE SLIDE-OUT TRAYS IN COMPARTMENT D3
8. ONE ADJUSTABLE TILTING SLIDE-OUT TRAY IN COMPARTMENTS P1 AND P2
9. ONE ADJUSTABLE SLIDE-OUT TOOL BOARD IN COMPARTMENT D3

10. BOLT-IN PARTITION BETWEEN COMPARTMENTS D1-R1 AND P1-R1
11. ONE VERTICAL PARTITION IN COMPARTMENT D3
12. COMPARTMENT VENTILATION SYSTEM WITH TIMER
13. ONE ADJUSTABLE SHELF IN COMPARTMENTS P1, TWO IN P3 AND R1
14. L.E.D. PERIMETER SCENE LIGHTS LOCATED PER SHOP ORDER
15. CIRCUIT BREAKER PANEL IN COMPARTMENT D3
16. TWO AKRON ELECTRIC REWIND CORD REELS LOCATED 2 EACH WITH 200' OF 10/3 CABLE AND ALUMINUM JUNCTION BOX HOLDER
17. SUB-FEED CIRCUIT BREAKER PANEL IN COMPARTMENT D3

18. (1) WHELEN 600 SERIES HALOGEN OPT-SCENE LIGHT WITH GUARD LOCATED AT FRONT OF HOSEBED
19. (2) FOUR PLACE RECEPTACLES LOCATED IN COMPARTMENTS ?
20. (2) DUPLEX RECEPTACLES LOCATED IN THE CAB
21. (1) 30AMP 240V RECEPTACLE LOCATED IN COMPARTMENT R1 PER SHOP ORDER
22. WILL-BURT NIGHT SCAN PROFILER NS 3.0-4500 WITH OPTIMUM LIGHTS MOUNTED IN HATCH COMPARTMENT
23. ONE AKRON ELECTRIC REWIND HYDRAULIC REEL LOCATED IN COMPARTMENT R1 WITH 100' OF .25" DUAL HOSE

CUSTOMER APPROVAL

APPROVED BY: _____
DATE: _____

CHASSIS DATA	TITLE	2000-D-1030 1000 GAL WATER W/30 GAL FOAM, 174" HDRP FULL HGT & DPTH, LDDRS THRU DS BODY
MAKE	FOR	LERROY FIRE DISTRICT LEROY, NY
PIERCE	DWG NO.	23250AD-SH2
MODEL		
VEL6020		



JOB NO.	23250
SCALE	1:16
DATE	
DRAWN BY	SBU
CHECKED BY	BZI
SHEET SIZE	D
SHEET NO.	1 OF 1